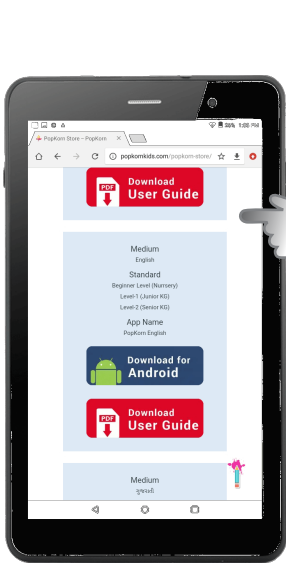
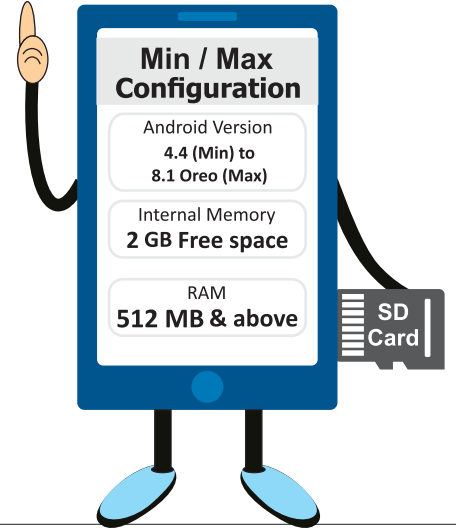


PopKorn English Application Installation Guide

www.popkornkids.com | info@ideal.ind.in
Ph. 079-40194188



Step 1 <http://popkornkids.com/pkstore>
"Download PopKorn English App"



Activation

Full Name
Full Name

Contact Number
Contact Number

Email Address
Email Address

City
City

Next

We have send you OTP on :: 1234567890

Enter Verification Code

VERIFY

CHANGE NUMBER ?

Step 2 Fill the all details and verify the same.
બધી માહિતી ભર્યા બાદ verify કરો.

Step 3 Click on 'Setting' button
Setting બટન પર ક્લિક કરો.

Step 4 Select either (1) memory 1 (Internal Memory) (2) memory 2 (SD card) as per the available space.



Settings

Use Storage for downloading
if it is checked then it will use it for further data downloading.

Memory 1 (/storage/emulated/0/)

Memory 2 (/storage/sdcard1/)

Lost Scratchcard ?

Cancel All Unsuccessful Downl...

MORE ACTIVATION

Step 5 Scan QR Code or Scratch Card no. as shown in sample Scratch Card
QR Code Scan કરો અથવા Sample Scratch Card માં ખતાવેલ નંબર ટાઇપ કરો.



Step 6

Click on confirm .
confirm પર ક્લિક કરો.



Unlocking Content

Subject:All Subjects
Std:PK-All Level
Medium:English
Validity:365

Confirm

Cancel

To Register
Internet Connection
Required (જરૂરી)

Once you click here
-> follow 2 simple steps.

Step 7

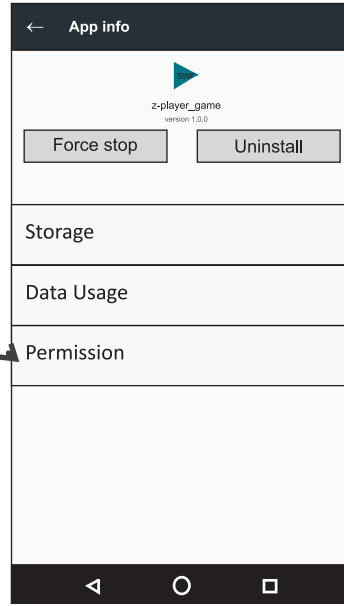
'Download Videos'
Here by clicking

Click to view.

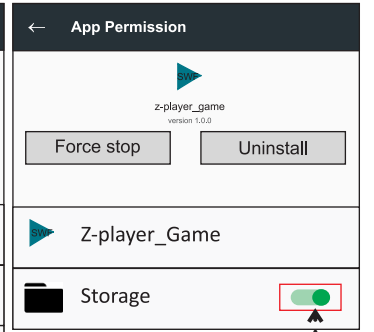


Engage your kids
through playing

Step 7.1



Step 7.2



Click on storage button



IDEAL Helpline at
your fingertips!

Dial Number and Register
your query @

IDEA

Call: 8155008353
8238077330
(Time: 10:30 am to 7:00 pm)

Instructions (Read Carefully)

1. After installing application, user can download data by clicking the level wise subjects.
App Install કર્યા બાદ, તમારે Level પ્રમાણે જે-તે Subjects કે Topics નો Data Download કરવાનો રહેશે.
2. Do not Reset or Format the device after installing the application. This may result into the loss of data or scratch card.
એપ્લિકેશન ઇન્સ્ટોલ કર્યા પછી તમારું ડિવાઇસ Reset કે Format કરવું નહીં.
3. User can re-activate the data by clicking on Lost Scratch card button, in case user has lost the card.
જો User Scratch card ગુમાવે તો Lost Scratch card button પર click કરીને Data ફરીથી Active કરી શકે છે.
4. Application માં ટેકનીકલ પ્રોબ્લેમ ઉકેલ માટે May I help you or PK store પર Complain બુક કરાવી.

Happy Learning! Thank You

For more Details drop a mail to info@popkornkids.com / Visit www.popkornkids.com